



## Features



- Sourced by high output SMD2835, good color conformity and no spot.
- 99.99% gold thread, pure copper bracket coated with silver.
- SDCM≤5 each BIN.
- Special lens design, 160°beaming angle with even light.
- Overmoulded: anti-dusting, anti-moisture, waterproof, anti-shock.
- 20 pcs Max. in a series connection.
- CE, RoHS and UL certified.

## Application



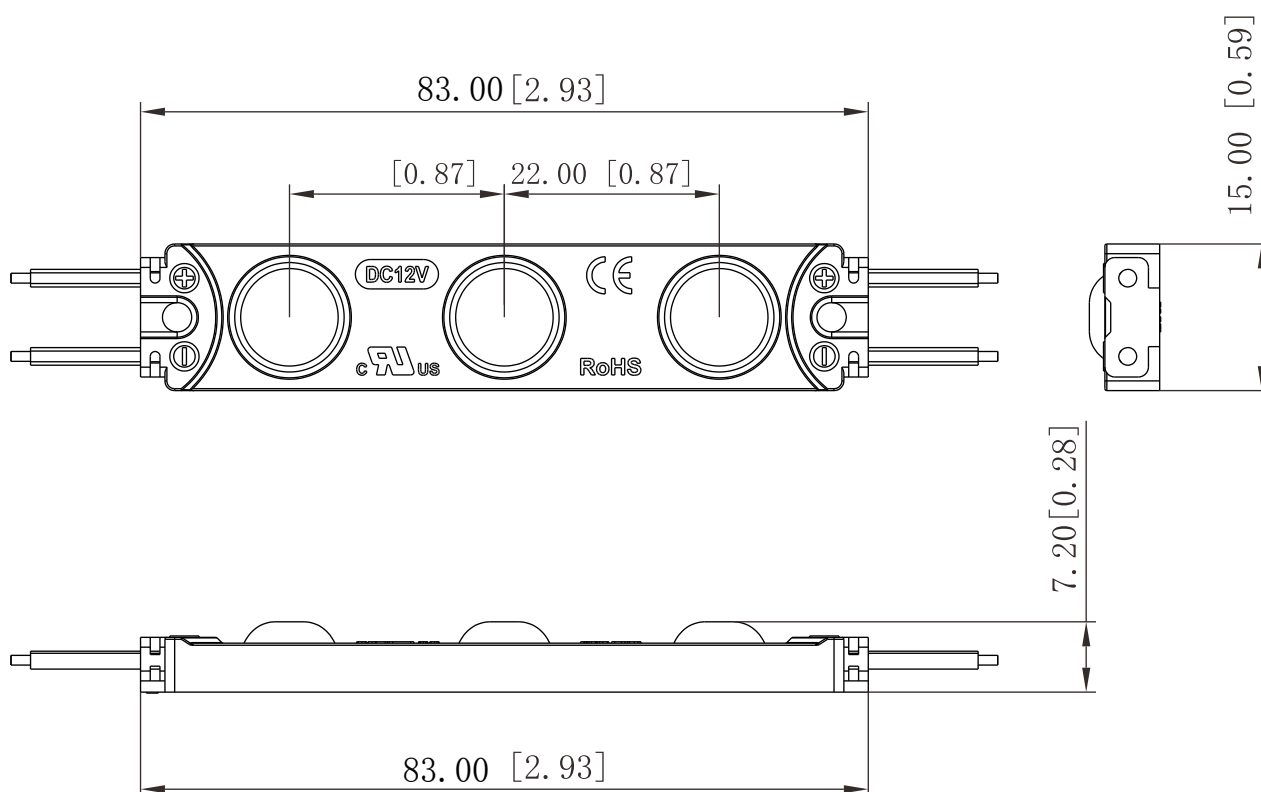
- Best for 8-15 cm depth signs at airports, metros, banks, buildings and shopping malls, etc.

Parameters >

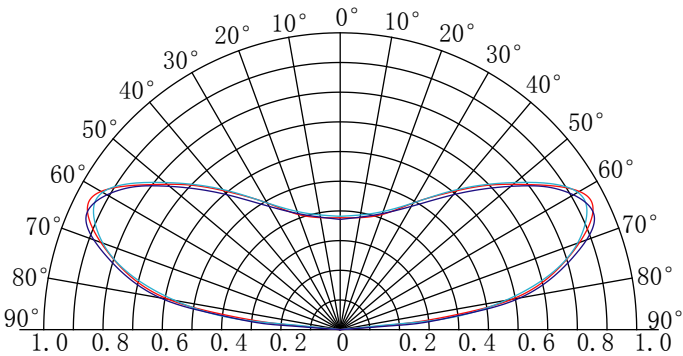
Items	Parameters
Part Number	ZE03QAD
CCT ( K )	7000K
Beaming Angle ( ° )	160
CRI ( Ra )	≥75
Luminous Flux ( lm )	145
Voltage ( V )	DC12V
Power ( W )	1.5
Driving Method	Constant Voltage
Dimension ( mm )	83*15*7.2
Weight ( g )	9.8
Working Tem. ( °C )	-25 ~ +60
Storage Tem. ( °C )	-25 ~ +70
Protection Grade	IP65

Dimension >

Unit:mm



Beaming Angle >

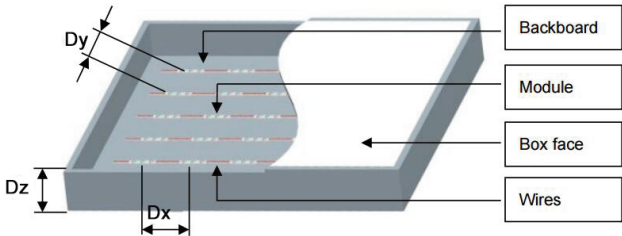


Reference Scheme >

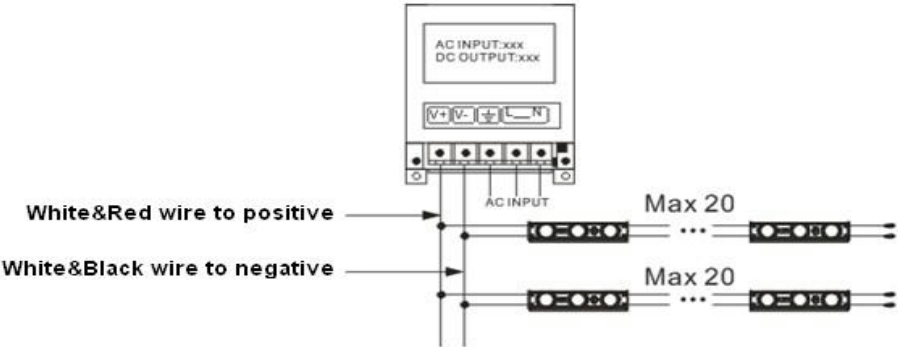
Depth(mm)	Distance(mm)	Density(pcs/m²)	Illumination(lux)
Dz=80	Dx=120 Dy=80	104	2000-2500
Dz=100	Dx=140 Dy=100	71	1300-1600
Dz=120	Dx=160 Dy=120	52	1000-1200
Dz=150	Dx=190 Dy=150	36	700-900

Remark:

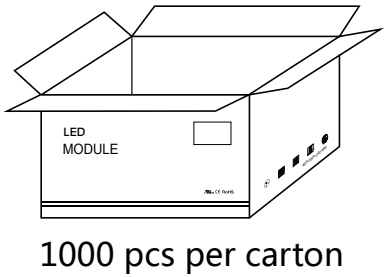

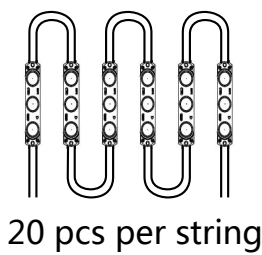
- The transmittance of the Acrylic was 56%.
- The above data is for reference only.



Wire Connection >



Packing



Packing Specification



- Antistatic bag adopted
- Packing information

Part Number	ZE03QAD
Carton dimension(mm)	490*450*220
Bags per carton	10
Quantity per carton(pcs)	1000
Net Weight(kg)	10(1±10%)
Gross Weight(kg)	11(1±10%)

- Due to the packing manner difference, please subject to the original products in case of discrepancy found between the picture and actual product.

Warning



- Disassembling or modifying the product is forbidden.
- Installation with power on is forbidden.
- Any organic solvent chemical is forbidden.
- Acidic or alkaline adhesive is forbidden when install, neutral glass cement could be used for installation purpose, make it drying in open environment for four hours.
- Isolation and corrosion prevention on all wiring points and wire ends.
- Make sure the power wire is thick enough and ensure the voltage and connections are connected correctly before power on.
- This product should be used in a sign, do not expose it in opening site.
- Installation, maintaining should be done by professional staff.
- 20 pcs in a serial connection maximum.
- The power wire between power supply and module should be less than two meters to keep the same brightness on all parts.
- Initial location with 3M tape, then secure with screws.

## Declaration



- Warranty: 5 years.
- In order to ensure the safety, the broken wires need to be replaced by the manufacturer or the service agent, or by the staff with the similar qualification.
- The given data in the specification was based on the laboratory testing, there may be discrepancy found in the actual products.
- The given drawings in the specification are only for reference, there may be discrepancy found in the actual products.
- The products are subject to change without prior notification.



**RoHS**